



Microbox 200/2DC



Microbox 200/2DC

- efficient, low energy solution to controlling condensation and pollution in residential properties up to 335m²
- variable choice of low (trickle), boost and purge speed at installation
- for ceiling, loft or void installation
- powerful low profile unit
- requires only one discharge grille
- low noise levels
- low running costs
- humidistat model available
- complies with Building Regulations Parts L1A 2013 and F 2013
- manufactured in UK to ISO 9001



Microbox 200/2DC

GENERAL FEATURES

- up to 233 litre/sec at 50Pa - max 251 litre/sec capacity
- sfp down to 0.27 W/l/s
- easy and economical to install and maintain
- for ceiling, loft or void in-line installation
- can be angled horizontally or vertically
- variable low (trickle), boost and purge options
- boost speed can be activated by a 230V switched live, or a 0-10V connection from:
 - a light switch (if more than one light switch is used, each one must be a double pole switch)
 - Remote humidistat (230V - DRH240)
 - Passive infra red (230V - PIRFF)
 - Thermostat (230V - THM)
 - Remote switch/pull cord - 230V
- very low noise levels
- low running costs
- 5 year warranty - 1 year parts and labour, 4 years parts only

TECHNICAL FEATURES

- powerful, low profile unit, 232mm deep
- casing from galvanised sheet steel
- thermal overload protection
- pre-wired for easy electrical connection
- service and maintenance panel easily accessible
- low energy EC external rotor motor with sealed for life bearings and dynamically balanced backward curved impellers
- operates in temperature up to 60°C
- complete with mounting bracket and anti-vibration plate
- IPX4 rated

CONTROL FEATURES

- variable adjustment - trickle, boost and purge speeds set at installation
- boost setting (via switched live)
- integral, adjustable over-run timer - adjustable from 0-30 minutes set at installation

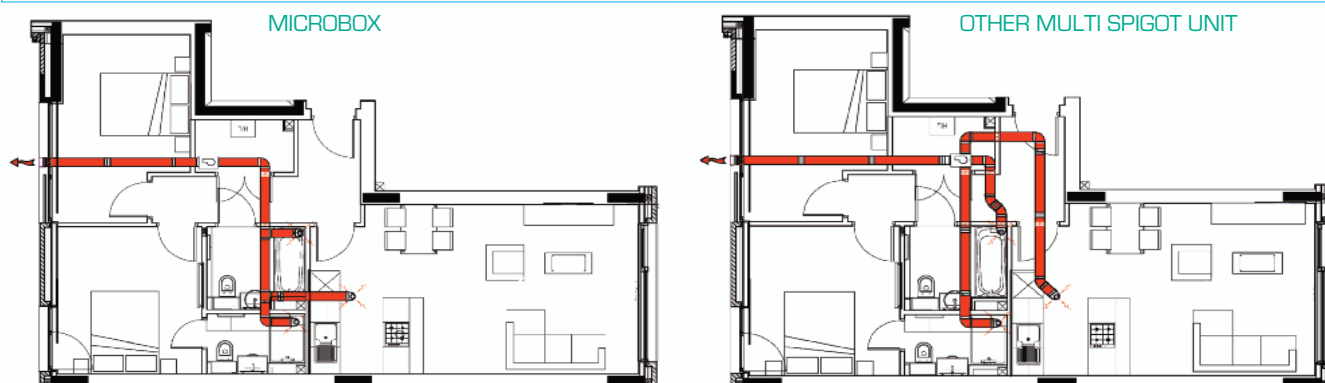
COMPLIES WITH

- Part L1A 2013 of Building Regulations for enhanced energy saving capability
- Part F 2013 of Building Regulations for reliable, efficient ventilation
- EU RoHS Directive Compliant.
- Complies with IEC60335-2-80, LVD2006/95/CE
- EMC2014/30/UE (European Directive against radio interference and electro-magnetic compatibility)
- manufactured in UK to ISO 9001
- CE marked
- SAP PCDB Listed

SPECIFICATION AVAILABLE AT

<http://www.vectaire.co.uk/downloads>

DUCT RUNS



TYPICAL MICROBOX SAVING - £249 PER SYSTEM - less ducting, fewer fire dampers and coring, easier to install

MODELS AVAILABLE:

- MBOX200/2DC - standard model
- MBOX200/2DCH - with integral humidistat

Vectaire Ltd can supply all accessories for use with these units, including product filters, air filter cassettes, silencers, fire dampers, air valves, ducting, outside grilles and wall cowl. Additionally, Vectaire offers a design service to ensure that the unit installed is the best possible to provide efficient, effective, low energy and low running cost ventilation. Vectaire can also organise installation, commissioning and maintenance of these products



Microbox 200/2DC

TECHNICAL CHARACTERISTICS										
Model	Airflow l/sec					Total Power - Watts				
	max boost	max trickle	80%	60%	40%	max boost	max trickle	80%	60%	40%
Microbox 200/2DC	251	235	188	141	94	84	48	31	21	15

Microbox 200/2DC		Sound Power Levels, L_w [dB] - Octave Bands Frequency Hz.								Sound Pressure dBA @ 3m
Curve Ref		63	125	250	500	1k	2k	4k	8k	
Max Boost (251 l/sec)	Extract	58	60	65	63	64	62	58	58	34.4
	Supply	63	65	70	68	69	67	63	63	
	Breakout	61	58	57	49	44	36	26	24	
Max Trickle (235 l/sec)	Extract	57	59	64	61	62	60	57	56	33.0
	Supply	62	64	69	66	67	65	62	61	
	Breakout	60	57	56	47	42	34	25	22	
80% (188 l/sec)	Extract	53	55	59	56	57	55	50	48	28.2
	Supply	58	60	64	61	62	60	55	53	
	Breakout	56	53	51	42	37	29	18	14	
60% (141 l/sec)	Extract	49	50	52	49	50	48	42	39	21.6
	Supply	54	55	57	54	55	53	47	44	
	Breakout	52	48	44	35	30	22	10	5	
40% (94 l/sec)	Extract	43	42	43	40	41	38	32	25	13.0
	Supply	48	47	48	45	46	43	37	30	
	Breakout	46	40	35	26	21	12	< 5	< 5	

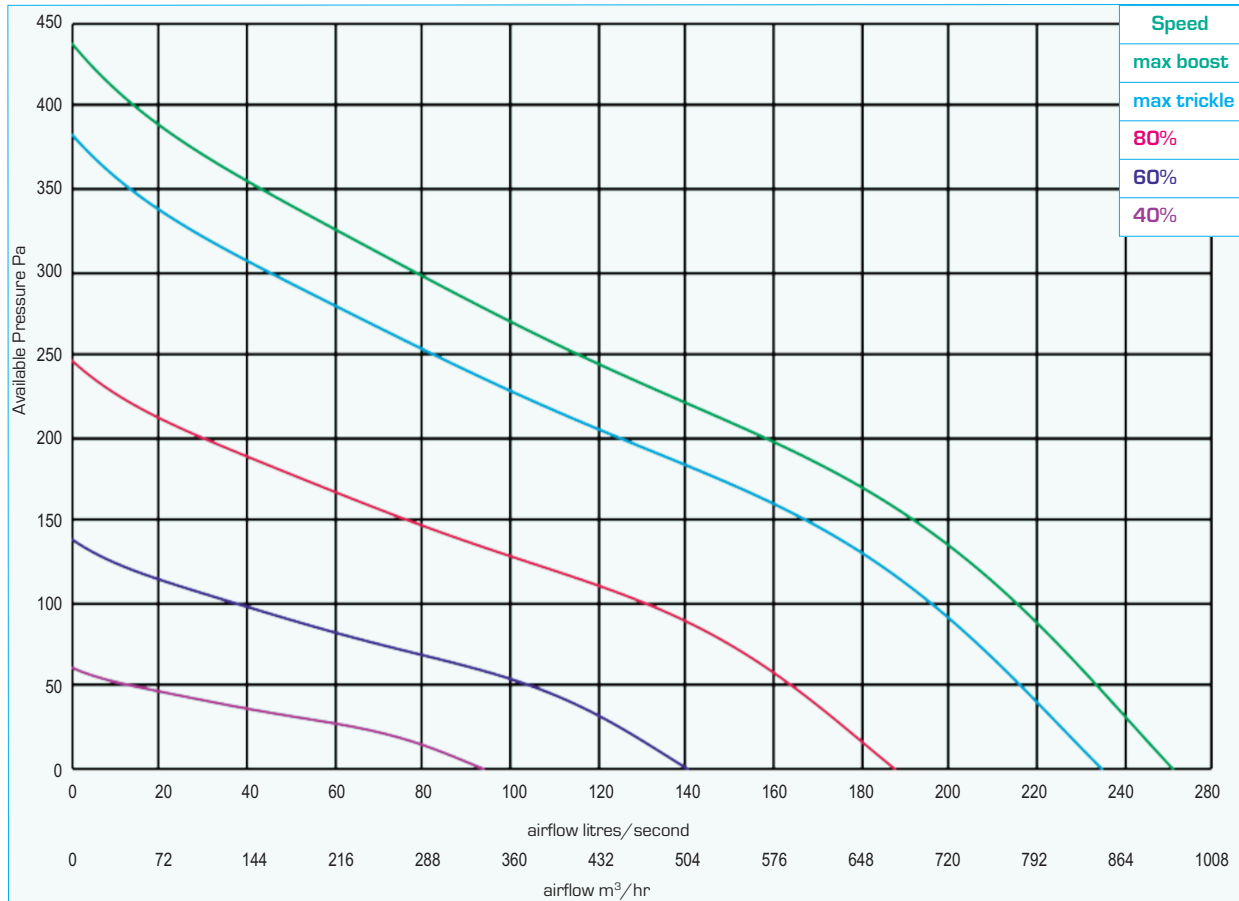
The breakout dB(A) sound pressure values are given for hemispherical free field propagation at a distance of 3m from the unit

RESULTS for SAP CALCULATIONS		
ENERGY LEVEL PERFORMANCE - using rigid ducting only		
Exhaust Terminal Configuration	2012 Data	
	Airflow (l/sec)	Specific Fan Power (W/l/sec)
Kitchen + 1 additional wet room	21	0.28
Kitchen + 2 additional wet rooms	29	0.27
Kitchen + 3 additional wet rooms	37	0.28
Kitchen + 4 additional wet rooms	45	0.36
Kitchen + 5 additional wet rooms	53	0.42
Kitchen + 6 additional wet rooms	61	0.52
Figures at minimum flow rate conditions		

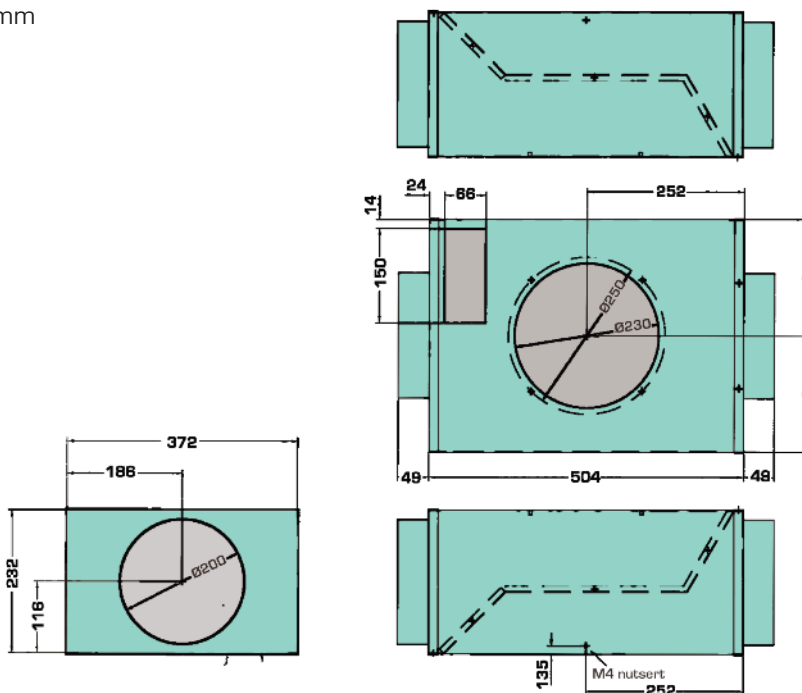


Microbox 200/2DC

PERFORMANCE (curves are for guidance only)



DIMENSIONS - mm



N.B a clearance of at least 150 mm should be allowed on each side of the cabinet for access to the interior