



Microbox 125/2DC-B



Microbox 125/2DC

- efficient, low energy solution to controlling condensation and pollution in residential properties up to 185m²
- variable choice of low (trickle), boost and purge speed at installation
- for ceiling, loft or void installation
- compact, ultra low profile unit
- requires only one discharge grille
- low noise levels
- low running costs
- available with 204 x 60mm spigot
- humidistat model available
- complies with Building Regulations Parts L1A 2013 and F 2013
- manufactured in UK to ISO 9001



Microbox 125/2DC-B

GENERAL FEATURES

- up to 97 litre/sec at 50Pa - max 108 litre/sec capacity
- sfp down to 0.20 W/l/s
- easy and economical to install and maintain
- for ceiling, loft or void in-line installation
- can be angled horizontally or vertically
- variable low (trickle), boost and purge options
- boost speed can be activated by a 230V switched live, or a 0-10V connection from:
 - a light switch (if more than one light switch is used, each one must be a double pole switch)
 - Remote humidistat (230V - DRH240)
 - Passive infra red (230V - PIRFF)
 - Thermostat (230V - THM)
 - Remote switch/pull cord - 230V
- very low noise levels
- low running costs
- 5 year warranty - 1 year parts and labour, 4 years parts only

TECHNICAL FEATURES

- compact, low profile unit
- casing from galvanised sheet steel with -acoustic lining
- thermal overload protection
- pre-wired for easy electrical connection
- service and maintenance panel easily accessible
- low energy EC external rotor motor with sealed for life bearings and dynamically balanced backward curved impellers
- operates in temperature up to 60°C
- complete with mounting bracket and anti-vibration plate
- IPX4 rated

CONTROL FEATURES

- variable adjustment - trickle, boost and purge speeds set at installation
- boost setting (via switched live)
- integral, adjustable over-run timer - adjustable from 0-30 minutes set at installation

COMPLIES WITH

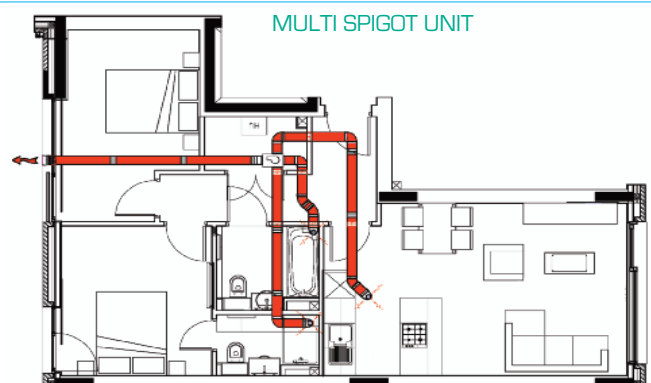
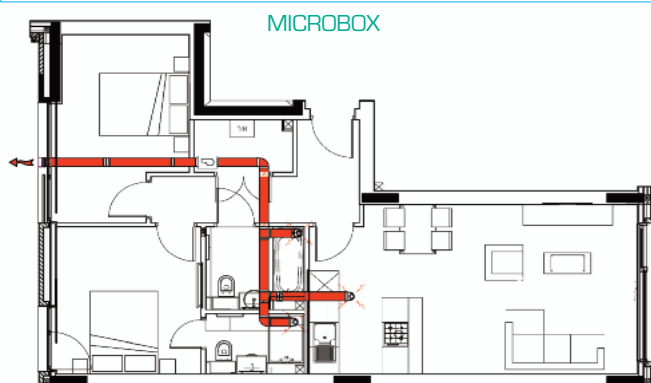
- Part L1A 2013 of Building Regulations for enhanced energy saving capability
- Part F 2013 of Building Regulations for reliable, efficient ventilation
- EU RoHS Directive Compliant.
- Complies with IEC60335-2-80, LVD2006/95/CE and EMC2014/30/UE (European Directive against radio interference and electro-magnetic compatibility)
- manufactured in UK to ISO 9001
- CE marked
- SAP PCDB Listed
- Energy Saving Trust Best Practice Compliant

SEE PAGE 110 FOR SPECIFICATION. ALSO AVAILABLE AT <http://www.vectaire.co.uk/downloads>

MBOX125/2DC204 - with rectangular spigots - 204mm x 60mm



DUCT RUNS



TYPICAL MICROBOX SAVING - £249 PER SYSTEM - less ducting, fewer fire dampers and coring, easier to install

MODELS AVAILABLE:

- MBOX125/2DC - standard model
- MBOX125/2DCH - with integral humidistat
- MBOX125/2DC/CP - constant pressure model
- MBOX125/2DC204 - spigot - 204mm x 60mm
- MBOX125/2DC204H - spigot - 204mm x 60mm and integral humidistat

Vectaire Ltd can supply all accessories for use with these units, including product filters, air filter cassettes, silencers, fire dampers, air valves, ducting, outside grilles and wall cowl. Additionally, Vectaire offers a design service to ensure that the unit installed is the best possible to provide efficient, effective, low energy and low running cost ventilation. Vectaire can also organise installation, commissioning and maintenance of these products



Microbox 125/2DC-B

TECHNICAL CHARACTERISTICS										
Model	Airflow l/sec					Total Power - Watts				
	max boost	max trickle	80%	60%	40%	max boost	max trickle	80%	60%	40%
Microbox 125/2DC	108	101	80	60	40	46	45	26	12	6

Microbox 125/2DC		Sound Power Levels, L_w [dB] - Octave Bands Frequency Hz.								Sound Pressure dBA @ 3m
Curve Ref		63	125	250	500	1k	2k	4k	8k	
Max Boost (108 l/sec)	Extract	53	58	59	55	54	52	48	52	28.2
	Supply	58	63	64	60	59	57	53	57	
	Breakout	56	56	51	41	34	26	16	18	
Max Trickle (101 l/sec)	Extract	52	57	58	54	53	51	46	50	27.2
	Supply	57	62	63	59	58	56	51	55	
	Breakout	55	55	50	40	33	25	14	16	
80% (80 l/sec)	Extract	48	53	53	49	48	46	40	42	22.5
	Supply	53	58	58	54	53	51	45	47	
	Breakout	51	51	45	35	28	20	8	8	
60% (60 l/sec)	Extract	45	49	47	43	42	39	32	32	17.4
	Supply	50	54	52	48	47	44	37	37	
	Breakout	48	47	39	29	22	19	< 5	< 5	
40% (40 l/sec)	Extract	40	42	40	36	35	31	24	12	10.5
	Supply	45	47	45	41	40	36	29	17	
	Breakout	43	40	32	22	15	5	< 5	< 5	

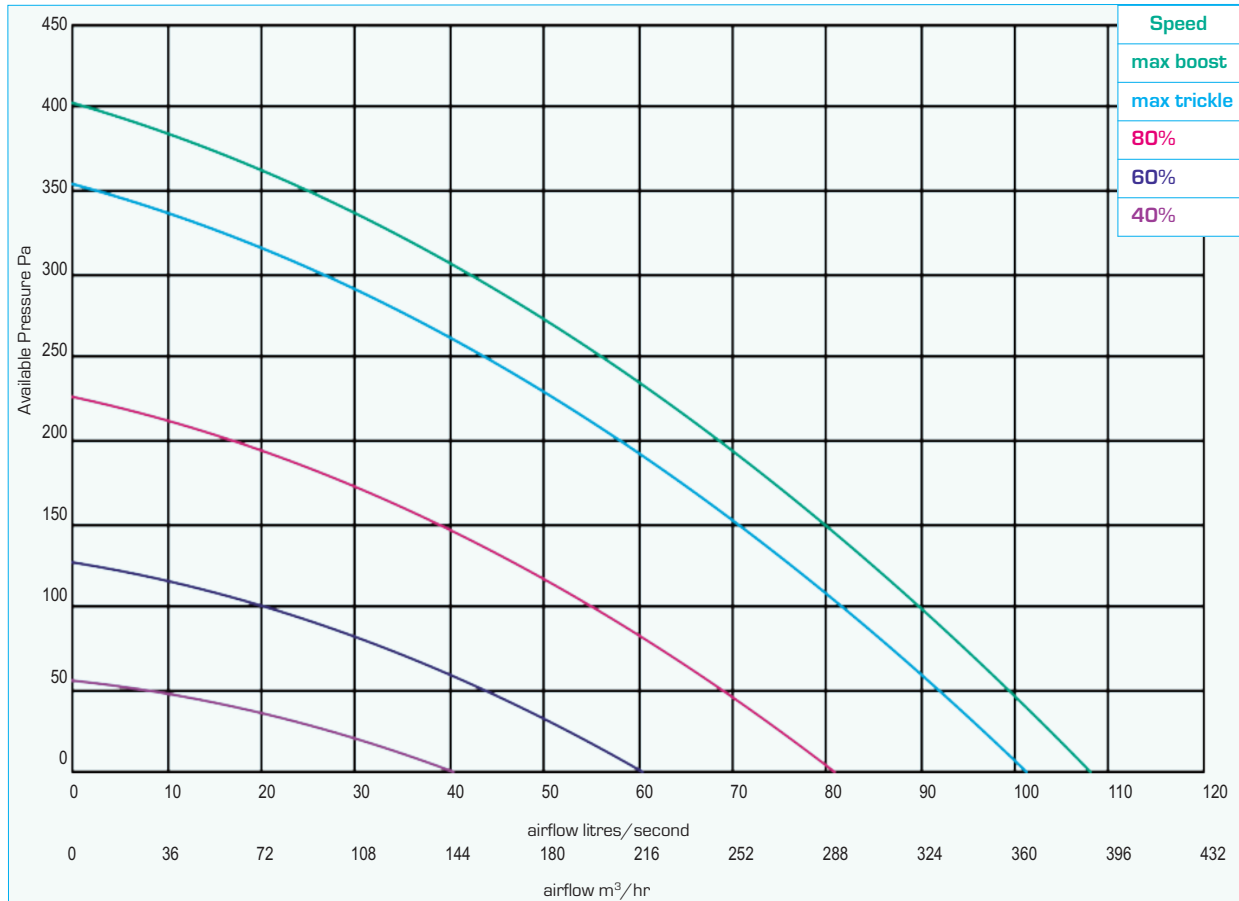
The breakout dB(A) sound pressure values are given for hemispherical free field propagation at a distance of 3m from the unit

RESULTS for SAP CALCULATIONS		
ENERGY LEVEL PERFORMANCE - using rigid ducting only		
Exhaust Terminal Configuration	2012 Data	
	Airflow (l/sec)	Specific Fan Power (W/l/sec)
Kitchen + 1 additional wet room	21	0.20
Kitchen + 2 additional wet rooms	29	0.26
Kitchen + 3 additional wet rooms	37	0.34
Kitchen + 4 additional wet rooms	45	0.44
Kitchen + 5 additional wet rooms	53	0.55
Figures at minimum flow rate conditions		

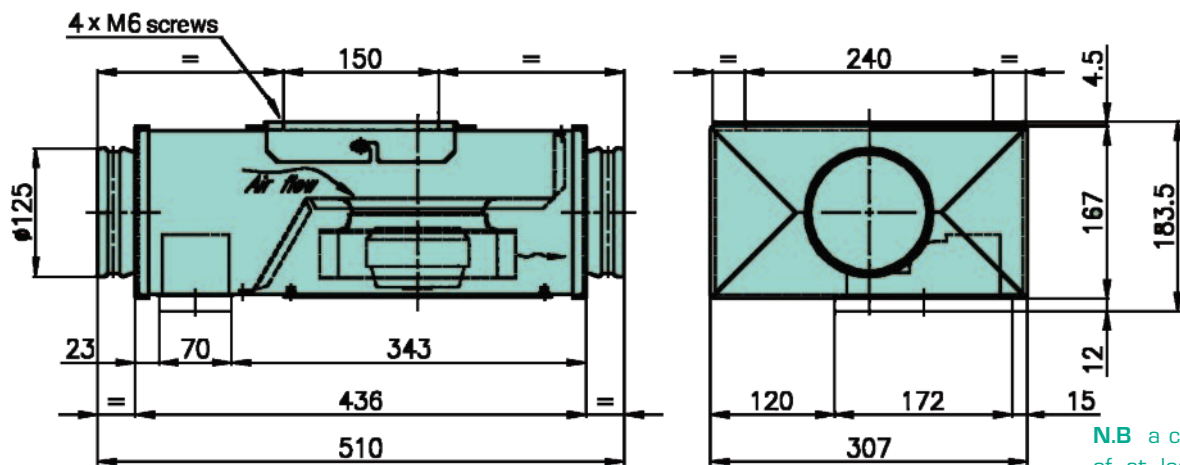


Microbox 125/2DC-B

PERFORMANCE (curves are for guidance only)



DIMENSIONS - mm



N.B a clearance of at least 150 mm should be allowed on each side of the cabinet for access to the interior