



"MFIL" - in-line centrifugal fans



- *Centrifugal fans for domestic or commercial use*
- *10 models*
- *4 sizes*
- *4 timer models*
- *4 models with 2 speed motor*
- *1 model with 3 speed motor*
- *IPX4 - Splashproof*
- *Exceeds Building Regulations requirements (including new Document F)*

GENERAL

- centrifugal in-line fans for domestic or commercial use
- easy to install and maintain - fan can be accessed without removing ducting
- can be used with flexible or rigid ducting
- high performance extract capacities and pressures
- two and three speed motors on fans allow for selection of required speed on installation
- non-timer versions can be used with speed controller
- low noise levels
- suitable for continuous running
- timer adjustable from 3-15 minutes
- **IPX4 - Splashproof** - can safely be installed in Zones I and II

SPECIFICATION

- made of shock proof and heat resistant plastics
- double insulated motors of shaded pole type on self-lubricating, sealed ball bearings for long life (MFIL100 not shaded pole type motor)
- motor windings protected to Class B
- motors incorporate thermal cut-out
- maximum ambient temperature 40°C

COMPLY WITH

- EN60335-2-80
- EC Low Voltage Directive 73/23-93/68
- EC Directive EMC89/336
- CE marked

RANGE

- **MFIL100** - standard
- **MFIL100T** - overrun timer
- **MFIL100-Plus** - with 2-speed motor
- **MFIL100T-Plus** - with timer and 2-speed motor
- **MFIL125** - with 2-speed motor
- **MFIL125T** - with timer and 2-speed motor
- **MFIL150** - with 2-speed motor
- **MFIL150T** - with timer and 2-speed motor
- **MFIL200** - with 3-speed motor
- **MFIL200T** - with timer and 2-speed motor

TYPICAL SPECIFICATION

Supply and install a Vectaire MFIL150T in-line centrifugal fan suitable for either domestic or commercial use as supplied by Vectaire Ltd, Lincoln Road, Cressex Business Park, High Wycombe, Bucks, HP12 3RH.

The fan should be capable of being ducted over long lengths of either rigid or flexible ducting and should have an over-run timer, which is adjustable from between 3 and 15 minutes.

The fan should be made of shockproof and heat resistant plastic, contain a two-speed motor with sealed, self-lubricating bearings, and be protected with a thermal cut-out. It should be possible for the installer to select the desired operating speed when fitting.

The fan should be double insulated, be splashproof to IPX4 making it suitable for installation into Zones I and II and comply with all current IEE, EC and Building Regulations requirements.




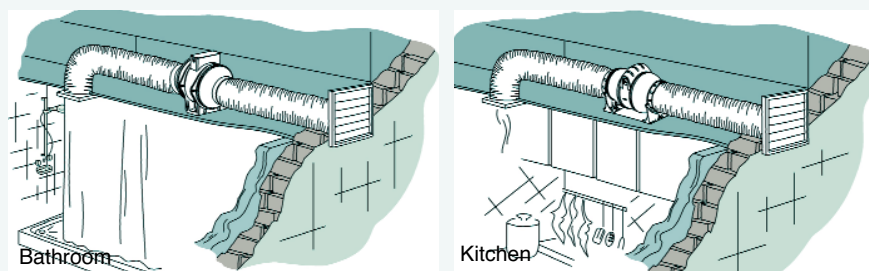
Tel: +44(0)1494 522333
Fax: +44(0)1494 522337

Vectaire Ltd
Lincoln Road, Cressex Business Park
High Wycombe, Buckinghamshire, HP12 3RH

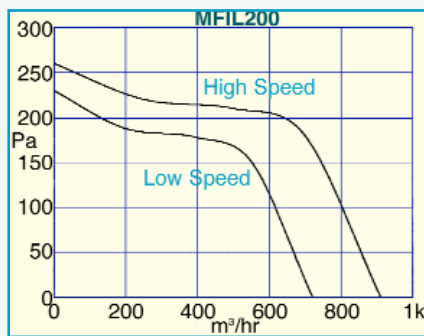
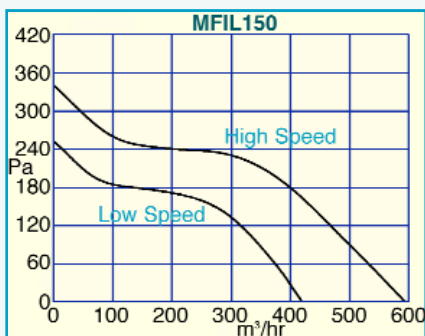
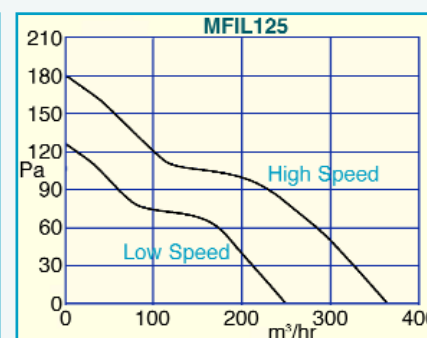
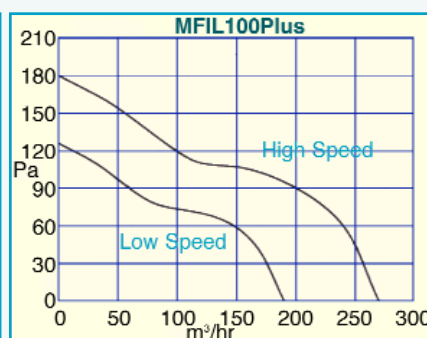
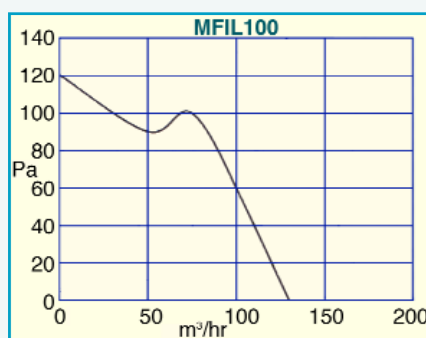
Email: sales@vectaire.co.uk
Web: www.vectaire.co.uk

TECHNICAL CHARACTERISTICS

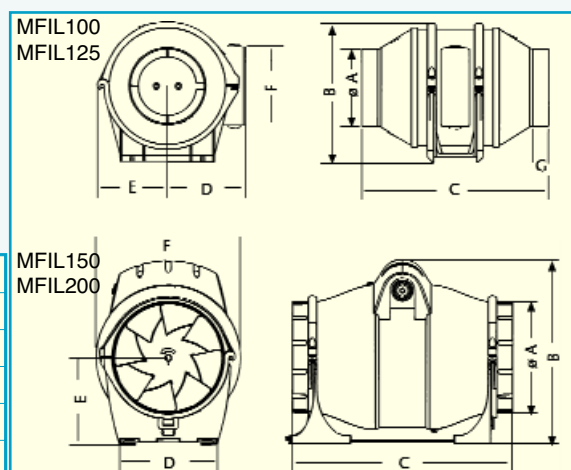
INSTALLATION



PRESSURE CURVES



DIMENSIONS



	øA	B	C	D	E	F	G
MFIL100	98	177	238	99.5	89.2	100	20
MFIL100+	98	217	262.4	100	100	168.3	21.3
MFIL125	122	217	262.4	100	100	168.3	21.3
MFIL150	147	244	293.4	130	115	192.3	21.3
MFIL200	197	278.5	353.6	142	140	230.2	51.5

TECHNICAL DATA

Model	m³/hr	litres/sec	Max mmH ₂ O	Max Pa	Volts	Hz	Max Amps	Watts	dbA	Hole dia mm	Weight kg
MFIL100/T	130	36	14	137	230	50	0.16	25	24	100	1.2
MFIL100/TPlus	190/270	53/75	18	177	230	50/60	0.10/0.16	18/30	24/30	100	2.1
MFIL125/T	250/365	69/101	18	177	230	50/60	0.10/0.16	18/30	26/32	125	2.1
MFIL150/T	420/595	117/165	34	334	230	50/60	0.27/0.36	60/80	27/33	150	3.2
MFIL200/T	720/820/910	200/228/253	27	265	230	50/60	.24/.27/.34	55/65/85	32/34/39	200	4.5

FULL RANGE OF ACCESSORIES AVAILABLE INCLUDING FLEXIBLE AND FLAT DUCTING

Tel: +44(0)1494 522333
Fax: +44(0)1494 522337

Vectaire Ltd
Lincoln Road, Cressex Business Park
High Wycombe, Buckinghamshire, HP12 3RH

Email: sales@vectaire.co.uk
Web: www.vectaire.co.uk