




# Maxi-BY-AT

with integral acoustic attenuation



## Maxi-BY-AT

- very low noise levels - lined with Class "O" fire resistant acoustic foam
- with summer bypass and frost-stat
- efficient, low energy solution to controlling condensation and pollution in residential properties up to 250m<sup>2</sup>
- up to 92% heat exchange efficiency
- variable choice of low (trickle), boost and purge speed at installation
- for wall, cupboard or loft installation - no extra cabinet required
- universal handing for models without humidistat
- low running costs
- complies with Building Regulations Parts L1A 2013 and F 2013
- manufactured in UK to ISO 9001
- accurate commissioning via integral touch screen LCD



## Maxi-BY-AT

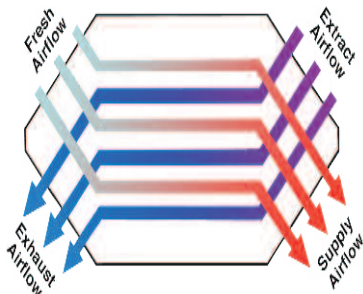
### with integral acoustic attenuation

#### GENERAL FEATURES

- extremely low noise levels
- up to 163 litre/sec at 50Pa - max 177 litre/sec capacity
- sfp down to 0.40 W/l/s
- summer bypass which allows the airflow to bypass the heat exchanger automatically when internal and external temperatures are between adjustable setpoints.
- frost-stat - proportionally reduces intake motor speed as temperature falls - activated when the outside temperature between +8°C and -3°C.
- run-time and power outage counters
- easy to install and maintain - no extra cabinet required
- easy to access G3 filters
- universal handing for models without humidistat - left or right (see separate diagram on page 6 for handing on humidistat models)
- for fitting vertically into lofts, or cupboards - wall fixing bracket supplied - weight only 42 kgs
- variable low (trickle), boost and purge options for each motor
- boost speed can be activated by a 230V switched live from:
  - A light switch (if more than one light switch is used, each one must be a double pole switch)
  - Remote humidistat (230V - DRH240)
  - Passive infra red (230V - PIRFF)
  - Thermostat (230V - THM)
  - Remote switch/pull cord - 230V
- low running costs
- 5 year warranty - 1 year parts and labour, 4 years parts only

#### TECHNICAL FEATURES

- casing from steel sheet - epoxy paint finish
- lined with Class "O" fire resistant acoustic foam
- low energy EC brushless motor with single width, single inlet, direct drive, forward curved impellers
- operates in temperature up to 60°C
- easy to access standard, disposable G3 filters
- counter flow heat exchanger



#### MODELS AVAILABLE:

- Maxi BY-AT+-LCD - bypass, attenuation universal, integral LCD
- Maxi BYAT+LCDLH - bypass, attenuation, left drain, humidistat, integral LCD
- Maxi BYAT+LCDRH - bypass, attenuation, right drain, humidistat, integral LCD

#### CONTROL FEATURES - STANDARD

- independent variable speed adjustment for each motor for trickle, boost and purge speeds.
- adjustable boost speed over-run timer from 0 to 90 minutes.
- adjustable boost speed delay from 0 to 5 minutes
- remote purge - adjustable over-run timer from 0 to 250 minutes, pre-set to 15 minutes (adjustable at factory).
- adjustable night time boost and purge inhibitor
- integral frost-stat - proportionally reduces intake motor speed as temperature falls
- automatic summer bypass

#### CONTROL FEATURES - FACTORY SET

- change of ductwork handing on humidistat version (trip point can be set at manufacture)
- integral humidistat - proportionally increases motor speeds with rising humidity
- 0-10V connections can be added for:
  - BMS - for remote motor shut-off
  - CO<sub>2</sub> detector
  - home automation system
- relay for external pre-heater
- 3 speed selector switch
- remote purge
- purge speed over-run time
- holiday mode for reduced speeds when property is unoccupied (factory set option) - default setting is 50% of trickle speed
- run-time and power outage counters downloadable via QR code.

#### COMPLIES WITH

- Part L1A 2013 of Building Regulations for enhanced energy saving capability
- Part F 2013 of Building Regulations for reliable, efficient ventilation
- EU RoHS Directive Compliant.
- Complies with IEC60335-2-80, LVD2006/95/CE and EMC2014/30/UE (European Directive against radio interference and electro-magnetic compatibility)
- manufactured in UK to ISO 9001
- CE marked
- SAP PCDB Listed

#### TYPICAL SPECIFICATION AVAILABLE AT

<http://www.vectaire.co.uk/downloads>

Vectaire Ltd can supply all accessories for use with these units, including product filters, air filter cassettes, silencers, fire dampers, air valves, ducting, outside grilles and wall cowls. Additionally, Vectaire offers a design service to ensure that the unit installed is the best possible to provide efficient, effective, low energy and low running cost ventilation. Vectaire can also organise installation, commissioning and maintenance of these products



# Maxi-BY-AT

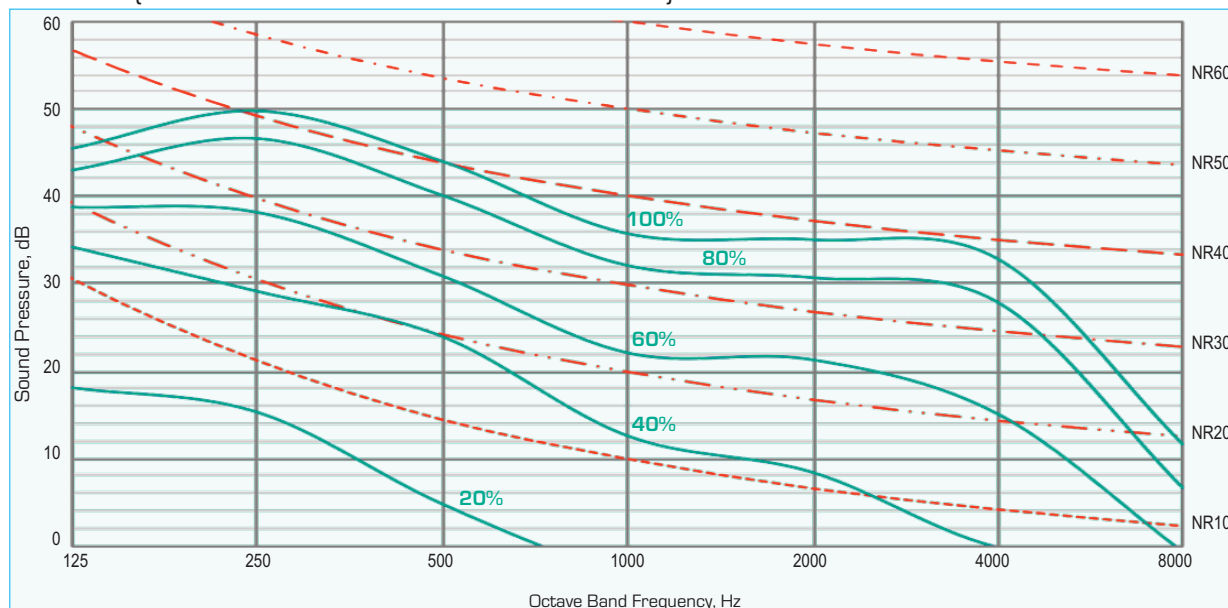
## with integral acoustic attenuation

Maxi BY AT		Sound Power Levels, $L_w$ [dB] - Octave Bands Frequency Hz.							Sound Pressure dBA @ 3m	Noise Rating based on dB @ 1m
Curve Ref		125	250	500	1k	2k	4k	8k		
100% (177 l/sec)	Extract	60	64	51	46	38	30	24	36.8	41
	Supply	70	74	69	59	53	46	42		
	Breakout	<b>54</b>	<b>58</b>	<b>52</b>	<b>44</b>	<b>43</b>	<b>41</b>	<b>20</b>		
80% (138 l/sec)	Extract	57	63	51	42	33	24	18	32.4	38
	Supply	69	70	67	56	50	41	37		
	Breakout	<b>51</b>	<b>55</b>	<b>48</b>	<b>40</b>	<b>39</b>	<b>36</b>	<b>15</b>		
60% (99 l/sec)	Extract	52	51	39	30	21	8	6	23.4	29
	Supply	68	63	54	53	44	38	36		
	Breakout	<b>47</b>	<b>46</b>	<b>39</b>	<b>30</b>	<b>29</b>	<b>23</b>	<b>7</b>		
40% (60 l/sec)	Extract	47	45	29	21	9	2	6	15.1	20
	Supply	58	49	45	34	27	12	7		
	Breakout	<b>42</b>	<b>37</b>	<b>32</b>	<b>21</b>	<b>16</b>	<b>8</b>	<b>6</b>		
20% (23 l/sec)	Extract	32	28	13	11	0	2	6	<5.0	<10
	Supply	39	31	27	14	5	2	6		
	Breakout	<b>26</b>	<b>23</b>	<b>13</b>	<b>5</b>	<b>1</b>	<b>2</b>	<b>6</b>		

The breakout dB(A) sound pressure values are given for hemispherical free field propagation at a distance of 3m from the unit

All the above data has been independently tested and verified by BRE to BS EN 13141-7:2010 and BS EN ISO 3741:2010

BREAKOUT - NR (SPL curves based on breakout dB values at 1m)



RESULTS for SAP CALCULATIONS

ENERGY LEVEL PERFORMANCE - using rigid ducting only

Exhaust Terminal Configuration	2009 Data			2012 Data		
	Airflow [l/sec]	Specific Fan Power [W/l/sec]	Heat Exchange Efficiency	Airflow [l/sec]	Specific Fan Power [W/l/sec]	Heat Exchange Efficiency
Kitchen + 1 additional wet room	15	0.43	92%	21	0.45	92%
Kitchen + 2 additional wet rooms	21	0.40	92%	29	0.47	92%
Kitchen + 3 additional wet rooms	27	0.42	92%	37	0.54	91%
Kitchen + 4 additional wet rooms	33	0.48	91%	45	0.66	90%
Kitchen + 5 additional wet rooms	39	0.55	91%	53	0.80	90%
Kitchen + 6 additional wet rooms	45	0.63	90%	61	0.99	89%
Kitchen + 7 additional wet rooms	51	0.76	90%	69	1.21	89%

Figures at minimum flow rate conditions

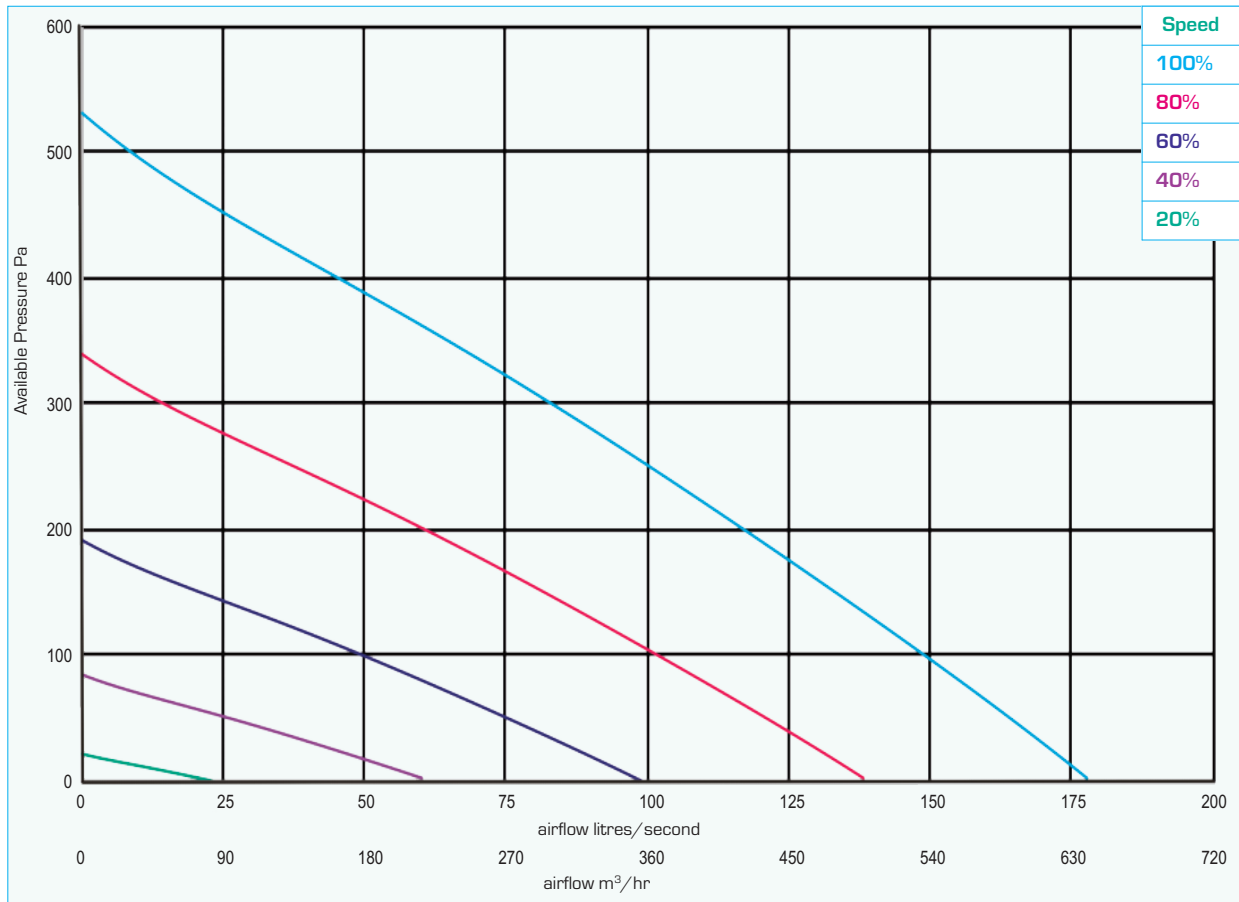


# Maxi-BY-AT

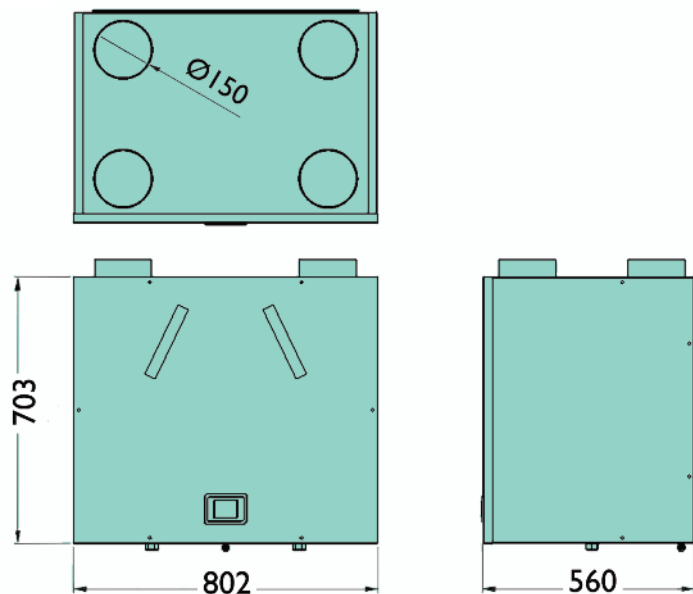
## with integral acoustic attenuation

TECHNICAL CHARACTERISTICS										
Model	Airflow l/sec					Total Power - Watts				
	100%	80%	60%	40%	20%	100%	80%	60%	40%	20%
Maxi BY AT	177	138	99	60	23	176	97	44	17	4

PERFORMANCE (curves are for guidance only)



DIMENSIONS - mm



**N.B** a clearance of at least 150 mm should be allowed on each side of the cabinet for access to the interior