




## Maxi-BY-AT

### with acoustic attenuation



#### Maxi-BY-AT

- very low noise levels - lined with Class "O" fire resistant acoustic foam
- with summer bypass and frost-stat
- efficient, low energy solution to controlling condensation and pollution in residential properties up to 250m<sup>2</sup>
- up to 92% heat exchange efficiency
- variable choice of low (trickle), boost and purge speed at installation
- for wall, cupboard or loft installation
- universal handing for models without humidistat
- low running costs
- complies with Building Regulations Parts L1A 2013 and F 2013
- manufactured in UK to ISO 9001
- accurate commissioning via integral touch screen LCD



# Maxi-BY-AT

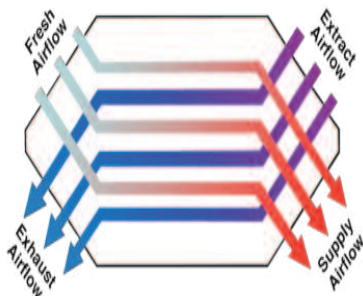
## with acoustic attenuation

### GENERAL FEATURES

- extremely low noise levels
- up to 163 litre/sec at 50Pa - max 177 litre/sec capacity
- sfp down to 0.40 W/l/s
- summer bypass activated when inside temperature is above 24°C (and outside temperature between 14°C and 24°C);
- frost-stat - proportionally reduces intake motor speed as temperature falls - activated when the outside temperature between +2°C to -8°C.
- run-time and power outage counters
- easy to install and maintain
- easy to access G3 filters
- universal handing for models without humidistat - left or right (see separate diagram on page 6 for handing on humidistat models)
- for fitting vertically into lofts, or cupboards - wall fixing bracket supplied
- variable low (trickle), boost and purge options for each motor
- boost speed can be activated by a 230V switched live, or a 0-10V connection from:
  - a light switch (if more than one light switch is used, each one must be a double pole switch)
  - Remote humidistat (230V - DRH240)
  - Passive infra red (230V - PIRFF)
  - Thermostat (230V - THM)
  - Remote switch/pull cord - 230V
- low running costs
- 5 year warranty - 1 year parts and labour, 4 years parts only

### TECHNICAL FEATURES

- casing from steel sheet - epoxy paint finish
- lined with Class "O" fire resistant acoustic foam
- low energy EC brushless motor with single width, single inlet, direct drive, forward curved impellers
- operates in temperature up to 60°C
- easy to access standard, disposable G3 filters
- counter flow heat exchanger



### MODELS AVAILABLE:

- Maxi BY-AT+LCD - bypass, attenuation universal, integral LCD
- Maxi BYAT+LCDLH - bypass, attenuation, left drain, humidistat, integral LCD
- Maxi BYAT+LCDRH - bypass, attenuation, right drain, humidistat, integral LCD

### CONTROL FEATURES - STANDARD

- independent variable speed adjustment for each motor for trickle, boost and purge speeds.
- adjustable boost speed over-run timer from 0 to 30 minutes.
- adjustable boost speed delay from 0 to 5 minutes
- adjustable purge speed over-run timer from 0 to 250 minutes, pre-set to 15 minutes (adjustable at factory).
- adjustable night time boost and purge inhibitor
- integral frost-stat - proportionally reduces intake motor speed as temperature falls
- automatic summer bypass

### CONTROL FEATURES - FACTORY SET

- change of ductwork handing on humidistat version (trip point can be set at manufacture)
- integral humidistat - proportionally increases motor speeds with rising humidity
- 0-10V connections can be added for:
  - BMS - for remote motor shut-off
  - CO<sub>2</sub> detector
  - home automation system
  - external pre-heater
  - 3 speed selector switch
- purge speed over-run time
- holiday mode for reduced speeds when property is unoccupied (factory set option) - default setting is 50% of trickle speed
- run-time and power outage counters downloadable via QR code.

### COMPLIES WITH

- Part L1A 2013 of Building Regulations for enhanced energy saving capability
- Part F 2013 of Building Regulations for reliable, efficient ventilation
- EU RoHS Directive Compliant.
- Complies with IEC60335-2-80, LVD2006/95/CE and EMC2014/30/UE (European Directive against radio interference and electro-magnetic compatibility)
- manufactured in UK to ISO 9001
- CE marked
- SAP PCDB Listed

SEE PAGE 99 FOR SPECIFICATION. ALSO AVAILABLE AT <http://www.vectaire.co.uk/downloads>

Vectaire Ltd can supply all accessories for use with these units, including product filters, air filter cassettes, silencers, fire dampers, air valves, ducting, outside grilles and wall cowls. Additionally, Vectaire offers a design service to ensure that the unit installed is the best possible to provide efficient, effective, low energy and low running cost ventilation. Vectaire can also organise installation, commissioning and maintenance of these products



# Maxi-BY-AT

## with acoustic attenuation

TECHNICAL CHARACTERISTICS										
Model	Airflow l/sec					Total Power - Watts				
	100%	80%	60%	40%	20%	100%	80%	60%	40%	20%
Maxi BY AT	177	138	99	60	23	176	97	44	17	4

Maxi BY AT		Sound Power Levels, $L_w$ [dB] - Octave Bands Frequency Hz.								Sound Pressure dBA @ 3m
Curve Ref		63	125	250	500	1k	2k	4k	8k	
100% (177 l/sec)	Extract	52	57	61	58	59	58	55	50	28.9
	Supply	57	62	66	63	64	63	60	55	
	Breakout	49	52	54	36	31	29	26	20	
80% (138 l/sec)	Extract	48	53	55	53	54	52	49	42	23.2
	Supply	53	58	60	58	59	57	54	47	
	Breakout	45	48	44	31	26	23	20	12	
60% (99 l/sec)	Extract	42	47	48	46	47	45	40	32	20.4
	Supply	47	52	53	51	52	50	45	37	
	Breakout	46	49	44	32	21	17	10	7	
40% (60 l/sec)	Extract	36	40	40	37	38	36	30	18	15.9
	Supply	41	45	45	42	43	41	35	23	
	Breakout	43	46	39	26	16	13	7	7	
20% (23 l/sec)	Extract	27	29	27	22	22	19	8	5	13.2
	Supply	32	34	32	27	27	24	15	6	
	Breakout	39	46	31	21	11	7	6	7	

The breakout dB(A) sound pressure values are given for hemispherical free field propagation at a distance of 3m from the unit

RESULTS for SAP CALCULATIONS						
ENERGY LEVEL PERFORMANCE - using rigid ducting only						
Exhaust Terminal Configuration	2009 Data			2012 Data		
	Airflow [l/sec]	Specific Fan Power [W/l/sec]	Heat Exchange Efficiency	Airflow [l/sec]	Specific Fan Power [W/l/sec]	Heat Exchange Efficiency
Kitchen + 1 additional wet room	15	0.43	92%	21	0.45	92%
Kitchen + 2 additional wet rooms	21	0.40	92%	29	0.47	92%
Kitchen + 3 additional wet rooms	27	0.42	92%	37	0.54	91%
Kitchen + 4 additional wet rooms	33	0.48	91%	45	0.66	90%
Kitchen + 5 additional wet rooms	39	0.55	91%	53	0.80	90%
Kitchen + 6 additional wet rooms	45	0.63	90%	61	0.99	89%
Kitchen + 7 additional wet rooms	51	0.76	90%	69	1.21	89%

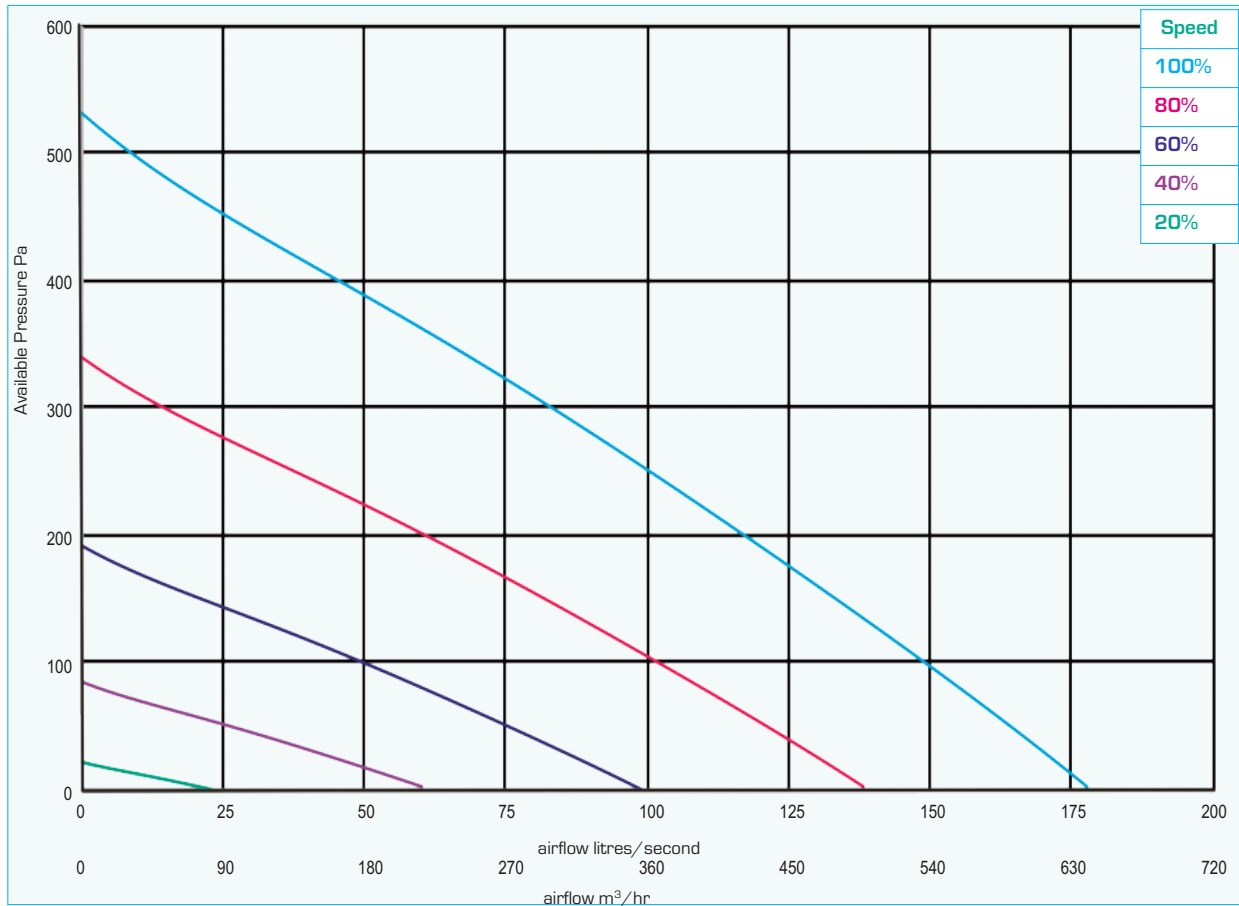
Figures at minimum flow rate conditions



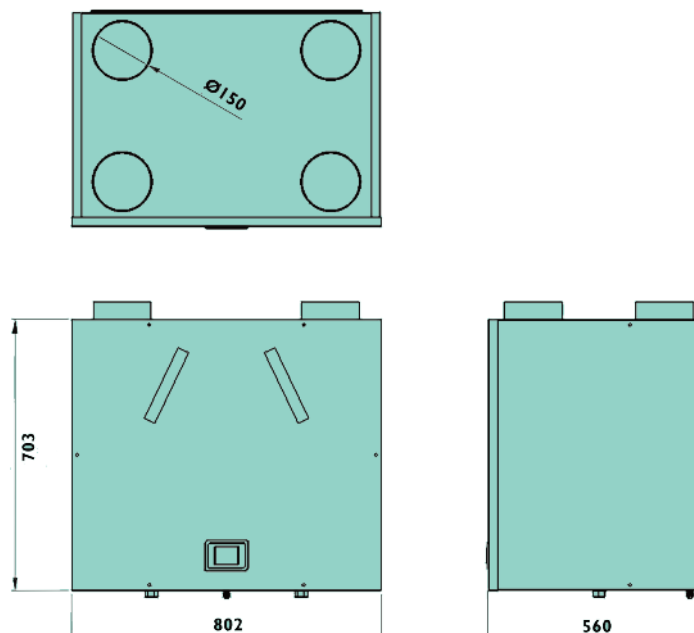
# Maxi-BY-AT

## with acoustic attenuation

PERFORMANCE (curves are for guidance only)



DIMENSIONS - mm



**N.B** a clearance of at least 150 mm should be allowed on each side of the cabinet for access to the interior