




Maxi-Plus-BY-AT

with acoustic attenuation



Maxi-Plus-BY-AT

- very low noise levels - lined with Class "O" fire resistant acoustic foam
- with summer bypass and frost-stat
- efficient, low energy solution to controlling condensation and pollution in residential properties up to 400m²
- up to 89% heat exchange efficiency
- variable choice of low (trickle), boost and purge speed at installation
- for wall, cupboard or loft installation
- universal handing for models without humidistat
- low running costs
- complies with Building Regulations Parts L1A 2013 and F 2013
- manufactured in UK to ISO 9001
- accurate commissioning via integral touch screen LCD



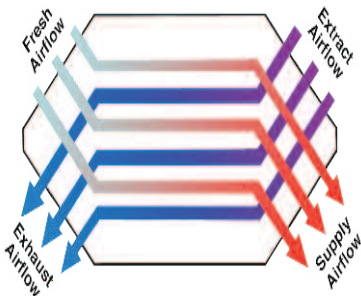
Maxi-Plus-BY-AT with acoustic attenuation

GENERAL FEATURES

- extremely low noise levels
- Up to 230 litre/sec at 50Pa - max 238 litre/sec capacity
- sfp down to 0.46 W/l/s
- summer bypass which allows the two airflows to bypass the heat exchanger automatically when internal and external temperatures are between adjustable setpoints.
- frost-stat - proportionally reduces intake motor speed as temperature falls - activated when the outside temperature between +8°C and -3°C.
- run-time and power outage counters
- easy to install and maintain
- easy to access G3 filters
- universal handing for models without humidistat - left or right (see separate diagram on page 6 for handing on humidistat models)
- for fitting vertically into lofts, or cupboards - wall fixing bracket supplied
- variable low (trickle), boost and purge options for each motor
- boost speed can be activated by a 230V switched live from:
 - A light switch (if more than one light switch is used, each one must be a double pole switch)
 - Remote humidistat (230V - DRH240)
 - Passive infra red (230V - PIRFF)
 - Thermostat (230V - THM)
 - Remote switch/pull cord - 230V
- low running costs
- 5 year warranty - 1 year parts and labour, 4 years parts only

TECHNICAL FEATURES

- casing from steel sheet - epoxy paint finish
- lined with Class "O" fire resistant acoustic foam
- low energy EC brushless motor with single width, single inlet, direct drive, forward curved impellers
- operates in temperature up to 60°C
- easy to access standard, disposable G3 filters
- counter flow heat exchanger



MODELS AVAILABLE:

- MaxiPlus/ BYATLCD - bypass, attenuation, universal, integral LCD
- MaxiPlus/ ATLCDLH - bypass, attenuation, left drain, humidistat, integral LCD
- MaxiPlus/ ATLCDRH - bypass, attenuation, right drain, humidistat, integral LCD

CONTROL FEATURES - STANDARD

- independent variable speed adjustment for each motor for trickle, boost and purge speeds.
- adjustable boost speed over-run timer from 0 to 90 minutes.
- adjustable boost speed delay from 0 to 5 minutes
- remote purge - adjustable over-run timer from 0 to 250 minutes, pre-set to 15 minutes (adjustable at factory).
- adjustable night time boost and purge inhibitor
- integral frost-stat - proportionally reduces intake motor speed as temperature falls
- automatic summer bypass

CONTROL FEATURES - FACTORY SET

- change of ductwork handing on humidistat version (trip point can be set at manufacture)
- integral humidistat - proportionally increases motor speeds with rising humidity
- 0-10V connections can be added for:
 - BMS - for remote motor shut-off
 - CO₂ detector
 - home automation system
 - external pre-heater
- 3 speed selector switch
- remote purge
- purge speed over-run time
- holiday mode for reduced speeds when property is unoccupied (factory set option) - default setting is 50% of trickle speed
- run-time and power outage counters downloadable via QR code.

COMPLIES WITH

- Part L1A 2013 of Building Regulations for enhanced energy saving capability
- Part F 2013 of Building Regulations for reliable, efficient ventilation
- EU RoHS Directive Compliant.
- Complies with IEC60335-2-80, LVD2006/95/CE and EMC2014/30/UE (European Directive against radio interference and electro-magnetic compatibility)
- manufactured in UK to ISO 9001
- CE marked
- SAP PCDB Listed

TYPICAL SPECIFICATION AVAILABLE AT

<http://www.vectaire.co.uk/downloads>

Vectaire Ltd can supply all accessories for use with these units, including product filters, air filter cassettes, silencers, fire dampers, air valves, ducting, outside grilles and wall cowls. Additionally, Vectaire offers a design service to ensure that the unit installed is the best possible to provide efficient, effective, low energy and low running cost ventilation. Vectaire can also organise installation, commissioning and maintenance of these products



Maxi-Plus-BY-AT

with acoustic attenuation

TECHNICAL CHARACTERISTICS										
Model	Airflow l/sec					Total Power - Watts				
	100%	80%	60%	40%	20%	100%	80%	60%	40%	20%
Maxi Plus BY AT	238	186	135	84	35	355	184	85	32	8

Maxi Plus BY AT		Sound Power Levels, L_w [dB] - Octave Bands Frequency Hz.								Sound Pressure dBA @ 3m
Curve Ref		63	125	250	500	1k	2k	4k	8k	
100% (238 l/sec)	Extract	67	63	66	64	64	61	58	54	34.1
	Supply	72	68	71	69	69	66	63	59	
	Breakout	64	58	59	42	36	32	29	24	
80% (186 l/sec)	Extract	63	58	61	59	58	55	51	46	29.1
	Supply	68	63	66	64	63	60	56	51	
	Breakout	60	53	54	37	30	26	22	16	
60% (135 l/sec)	Extract	58	52	53	51	51	48	43	35	25.0
	Supply	63	57	58	56	56	53	48	40	
	Breakout	60	54	48	36	23	18	11	8	
40% (84 l/sec)	Extract	51	44	44	42	42	37	31	21	19.8
	Supply	56	49	49	47	47	42	36	26	
	Breakout	56	49	42	29	18	14	8	8	
20% (35 l/sec)	Extract	40	32	30	29	27	24	3	4	14.4
	Supply	45	37	35	34	32	29	8	9	
	Breakout	50	47	33	25	13	7	5	7	

The breakout dB(A) sound pressure values are given for hemispherical free field propagation at a distance of 3m from the unit

RESULTS for SAP CALCULATIONS						
ENERGY LEVEL PERFORMANCE - using rigid ducting only						
Exhaust Terminal Configuration	2009 Data			2012 Data		
	Airflow [l/sec]	Specific Fan Power [W/l/sec]	Heat Exchange Efficiency	Airflow [l/sec]	Specific Fan Power [W/l/sec]	Heat Exchange Efficiency
Kitchen + 1 additional wet room	15	0.75	89%	21	0.56	89%
Kitchen + 2 additional wet rooms	21	0.56	89%	29	0.47	89%
Kitchen + 3 additional wet rooms	27	0.46	89%	37	0.50	88%
Kitchen + 4 additional wet rooms	33	0.46	88%	45	0.56	87%
Kitchen + 5 additional wet rooms	39	0.49	88%	53	0.66	86%
Kitchen + 6 additional wet rooms	45	0.55	87%	61	0.78	85%
Kitchen + 7 additional wet rooms	51	0.63	86%	69	0.94	84%

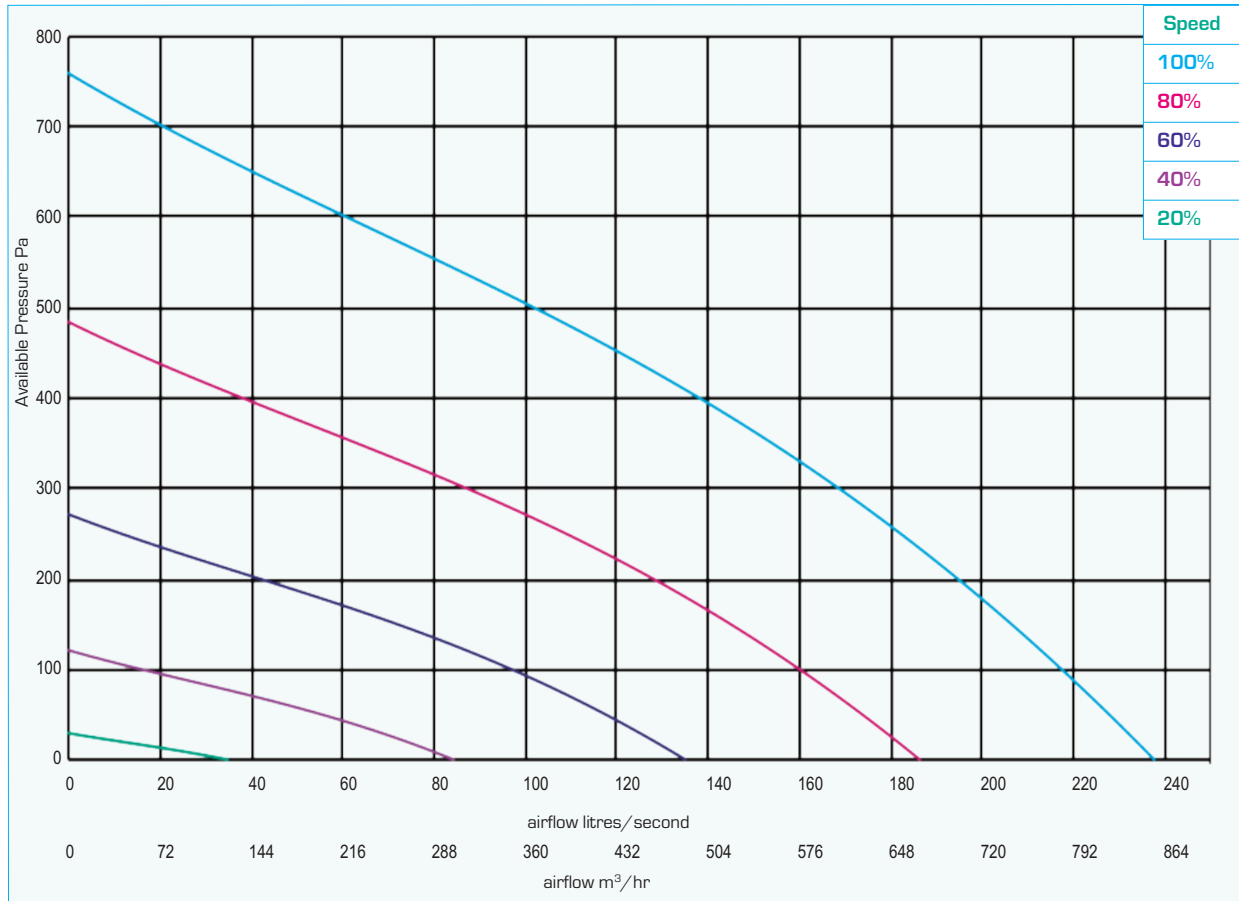
Figures at minimum flow rate conditions



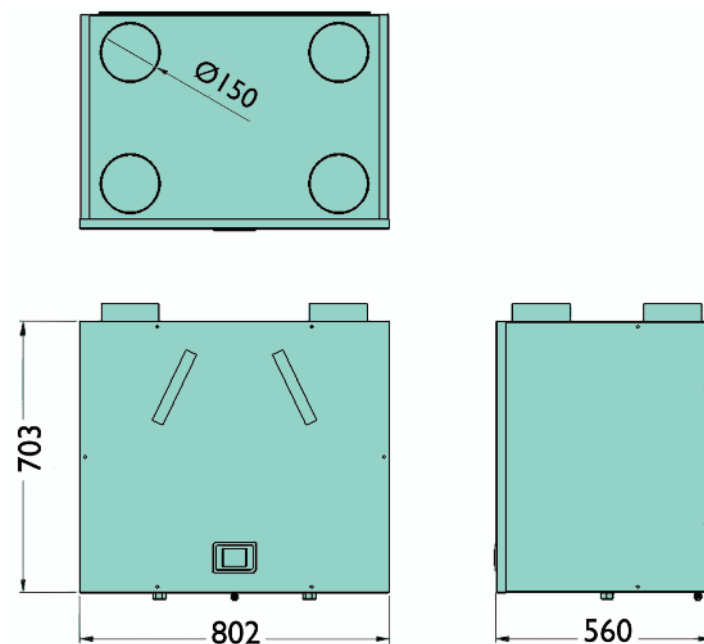
Maxi-Plus-BY-AT

with acoustic attenuation

PERFORMANCE (curves are for guidance only)



DIMENSIONS - mm



N.B a clearance of at least 150 mm should be allowed on each side of the cabinet for access to the interior